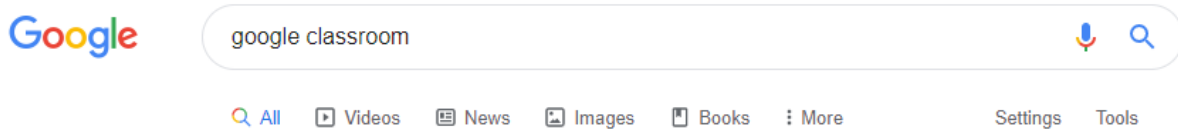




How to Access Google Classroom

If you are having problems accessing Google Classroom, please work through these instructions before contacting the school office.

1. Search 'Google Classroom' in your search engine



2. Go to Google Classroom

classroom.google.com ▼

Google Classroom

Sign in. Use your **Google** Account. Email or phone. Forgot email? Type the text you hear or see.

Not your computer? Use a private browsing window to sign in.

3. Sign into your child's school Google account using their username with .314@fernhillprimary.co.uk added onto the end.

You will find your child's school Google account username and password in the front of their Home School Diary.

For example, if your child's username is jbloggs015 then their school Google account username would be: jbloggs015.314@fernhillprimary.co.uk

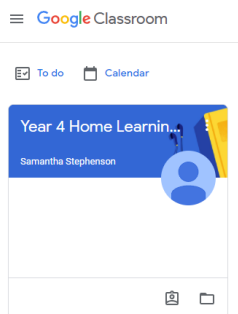
Then enter your child's password. This is a school managed password so please do not change it.

A screenshot of the Google sign-in page. At the top, the Google logo is displayed, followed by the text "Sign in" and "Use your Google Account". Below this is a text input field labeled "Email or phone". Underneath the input field is a link that says "Forgot email?". Further down, there is a line of text: "Not your computer? Use Guest mode to sign in privately." followed by a link "Learn more". At the bottom left, there is a link "Create account". At the bottom right, there is a blue button labeled "Next".A screenshot of a password input field. The text "Enter your password" is written above the input box. The input box contains a vertical cursor. To the right of the input box is an eye icon, which is currently closed, indicating that the password is hidden.

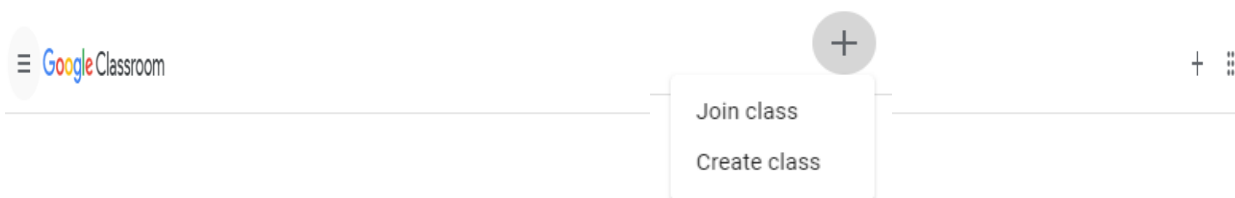
[Forgot password?](#)

[Next](#)

4. You will see the Google Classroom home page with an icon showing your child's year group Home Learning Classroom.



If you do not see your child's year group icon, try joining your child's classroom using the class code below by clicking on the + symbol in the top right corner of the screen and then clicking on 'Join class'.



When you click on 'Join Class', you will then need to enter the classroom code for your child's year group:

Reception	j4fyn4m
Year 1	53g5iyq
Year 2	yn7jx4m
Year 3	4j6iqpw
Year 4	tunciny
Year 5	3zjzwie
Year 6	ytdxdfp

If you are still struggling to access your child's Google classroom, you should email the school office at office@fernhillprimary.org detailing the issue.

Please use the subject line: 'Google Classroom Access Query' in your email and provide your child's name and class so that your email can be forwarded onto the appropriate member of staff who can help.