



Home Learning Activities

Home Learning

As some families are now having to self-isolate for at least two weeks following government advice, we have collated ideas and activities to support home learning if your child is feeling well. Any work completed does not need to be brought into school on your child's return.

In the event of a full school closure, home learning will be personalised further to each year group. For example, by setting personalised tasks on Mathematics matched to the planned curriculum.

Suggested amount of time to spend - depending on age	Learning Activities & Websites
Writing Up to 45 minutes of writing practice daily	http://www.pobble365.com/ Each day a new picture is posted with a story starter that can be used to inspire story writing. There are also questions to answers and sentences to edit. Use https://www.bbc.co.uk/bitesize/topics/zpccwmn to help you with creative writing ideas.
Reading Up to 20 minutes of reading daily plus a reading journal activity	Choose from the bank of reading response activities below that can be completed after reading any book. If you sign up for Oxford Owl, you can access free reading books to read online: https://www.oxfordowl.co.uk/for-home/reading/ Similarly, you can sign up to Epic Reading which includes books for all ages: https://www.getepic.com/ Twinkl is currently offering a free subscription where you can access ebooks: https://www.twinkl.co.uk/resources/literacy/reading/reading-ebooks See also online Children's Classics and Audio Books: https://www.researchify.co.uk/audiobooks.html
Spelling Up to 15 minutes daily	Use the Spelling Menu to practise the common exception word list appropriate to your child's year group. These are available on your child's year group page on the school website. https://www.spellingshed.com/ - subscribe for 14 days for free so that your child can play games to practise spelling

	<p>www.spellingframe.co.uk - spelling activities with specialist resources for each year group.</p> <p>Phonics games for children from Nursery to Year 2 https://www.topmarks.co.uk/english-games/5-7-years/letters-and-sounds https://www.phonicsbloom.com/ http://www.familylearning.org.uk/phonics_games.html http://www.letters-and-sounds.com/phase-3-games.html https://www.phonicsplay.co.uk/</p>
<p>Maths Up to 45 minutes daily</p>	<p>https://login.mathletics.com/ Your child's log-in can be found in the front of their home-school notebook.</p> <p>Twinkl is currently offering a free subscription where you can access online games: www.twinkl.co.uk Use the code UKTWINKLHELPS.</p> <p>Maths Games: Years 1 & 2 https://www.twinkl.co.uk/resources/games-twinkl-go/ks1-games-twinkl-go/maths-ks1-games-twinkl-go</p> <p>Years 3 - 6 https://www.twinkl.co.uk/resources/games-twinkl-go/ks2-games-twinkl-go/maths-ks2-games-twinkl-go</p> <p>Years 5 & 6 - Maths Problem of the Day https://whiterosemaths.com/resources/classroom-resources/problems/</p>
<p>Times Tables Practise</p>	<p>https://www.topmarks.co.uk/maths-games/hit-the-button http://www.primaryhomeworkhelp.co.uk/maths/timestable/index.html https://mathsframe.co.uk/en/resources/category/585/HTML5</p>
<p>Topic/Other Up to 45 minutes daily</p>	<p>Continue to complete different activities on the Home Learning Grid available on your child's year group page on the school website.</p> <p>Complete independent research about your current topic using www.researchify.co.uk - a child friendly search engine that generates reliable and readable sites.</p> <p>www.typingclub.com - practise your typing skills using this online programme for teaching and developing touch typing</p> <p>Craft ideas https://www.thebestideasforkids.com/category/kids-crafts-activities/crafts/</p>

Useful Websites	<p>Twinkl www.twinkl.co.uk/ This site is offering a free subscription during the period of school closures. Enter the code UKTWINKLHELPS to access the subscription. Twinkl covers the entire curriculum.</p> <p>Espresso https://www.discoveryeducation.co.uk/what-we-offer/discovery-education-espresso</p> <p>User name: student37712 (not 37711) - Password: fernhill</p> <p>https://www.busythings.co.uk/ https://www.lgfl.net/learning-resources/grid https://www.topmarks.co.uk/ https://www.bbc.co.uk/bitesize/levels/zbr9wmn</p>
------------------------	--

Reading Response Activities

Choose from the different bank of reading response activities below that can be completed after reading any book to develop your child's comprehension skills.

Year 1 Reading Response Activities

1. Draw a picture of a setting from your book and label what you can see. 1 point	2. Pick 6 of your favourite adjectives that you like and then put them into alphabetical order. 2 points	3. Make a list to say what you like about the book and one to say what you dislike about the book. 2 points	4. Collect words from your books that describe how these characters feel. 1 point
5. Write a list of 5 questions you would like to ask a character from the story. 3 points	6. Make a cartoon strip showing part of the story. 2 points	7. Pick a page from your book to re-create. Think about layout so that it is clear for the reader. 2 points	8. Find 3 words you can read and make them using magnetic letters. Put those words into 3 sentences. 2 points
9. Design a poster to advertise the book. Tell the buyers why they should buy the book. 3 points	10. Make a puppet for a character in your story and use it to act out the story. What things might your character say? 2 points	11. Draw pictures to show the journey of a character in your book. 1 point	12. Before the last few pages of the book draw a picture to show what you predict happens. Once finished, read on to check. 1 point.
13. Design 5 quiz questions with answers that readers of the same book should be able to answer. 2 points	14. Make a word search using new words you learnt whilst reading the book. 2 points	15. Draw two characters from your book. Write what they might say to each other in the bubbles 3 points	16. Write a lost or wanted poster for a person or object in the story 3 points
17. Write your own blurb for the story that could be included on the back of the book. 3 points	18. Draw a picture of your favourite character and add labels to show what he looks like. 2 points	19. Create a new front cover for your reading book. Include a picture, the title, author and illustrator. 2 points	20. Write a short letter to the author telling them about your favourite part of the book. 3 points

Year 2 Reading Response Activities

1. Draw a picture of a setting from your book and label with noun phrases. e.g. a winding path 1 point	2. Pick 10 of your favourite adjectives and then put them into alphabetical order. 2 points	3. Make a list to say what you like about the book and one to say what you dislike about the book. 2 points	4. Collect words and phrases from your books that show you how characters feel. 1 point
5. Write a list of 10 questions you would like to ask a character from the story. 3 points	6. Make a cartoon strip showing part of the story with speech bubbles to show what the characters say. 2 points	7. Pick a page from inside your book to re-create. Think about layout so that it is clear for the reader. Can you label any features you include? 2 points	8. Find 3 words you can read and make them using magnetic letters. Put those words into 3 sentences. 2 points
9. Design a poster to advertise the book using boastful adjectives. Tell the buyers why they should buy the book. 3 points	10. Make a puppet for a character in your story and use it to act out the story. What things might your character say? 2 points	11. Make a map showing where the story took place including adjectives to describe the setting. Similes might be awarded bonus points. 2 points	12. Before the last few pages of the book draw a picture with a sentence to show and explain what you predict happens. Once finished, read on to check. 1 point.
13. Design 10 quiz questions with answers that readers of the same book should be able to answer. 2 points	14. Make a word search using new words you learnt whilst reading the book. Can you write out a definition to say what they mean? 2 points	15. Draw two characters from your book. Write what they might say to each other in the bubbles. 3 points	16. Write a lost or wanted poster for a person or object in the story. 3 points
17. Write your own blurb for the story that could be included on the back of the book. 3 points	18. Draw a picture of your favourite character and add labels to show what he looks like. 2 points	19. Create a new front cover for your reading book. Include a picture, the title, author and illustrator. Can you label any features you include? 2 points	20. Write a short letter to the author telling them at least 3 of your favourite things about the book. 3 points

Y3 & 4 Reading Response Activities

1. Write about a person you liked or disliked 1 point	2. Write an alternative ending for the story 2 points	3. Compare this book with another you have read or a similar story. 3 points	4. Make a comic strip including speech bubbles to show the most important parts of the story. 2 points
5. Compile a diary that might have been kept by a major character including entries covering at least three crucial days in that person's life. 3 points- a point for each day!	6. Make a glossary of words and definitions of any new words you have learnt from reading the book or that are important to the story/information. 3 points	7. Draw an outline picture of a character from a book and surround it with adjectives which describe the character's appearance and behaviour and fill the inside with adjectives to describe how you think the character feels. 2 points	8. Keep a look out for the ways in which the author uses language to describe characters' appearances, actions, feelings; settings and situations. Note these words and phrases down and comment upon the effect they have upon you, the reader. 2 points
9. Write a letter from the point of view of one of the characters about a dilemma in the story. 2 points	10. Make a map or timeline to show routes taken by the main character or key times in the book 2 points	11. Write a poem about the story using descriptive language from the book 3 points	12. Design a quiz with answers that readers of the same book should be able to answer (include at least 10 questions) 2 points
13. Make a map showing where the story took place including figurative language to describe the setting. 2 points	14. Draw an emotion graph to show how the main character's feelings change as a result of situations and experiences encountered in the story. 2 points	15. Write a letter to the author discussing your reasons for enjoying the book. 2 points	16. Design your own back cover and write your own blurb for the story that could be included on the back of the book. Label the layout features you've used. 2 points
17. Write a lost or wanted poster for a person or object in the story 2 points	18. Prepare a book review to present to a younger class. 3 points	19. Re-design one page of a non-fiction book. How would you improve the layout to help the reader? Add labels to explain. 3 points	20. Make a poster to advertise the book using persuasive devices. 1 point
21. List your favourite words and phrase from the book and write a short sentence about each to explain their effect on the reader 3 points	22. Give advice to a character; problem page letter & response. 2 points	23. Tell why you would like to meet a particular character in real life 1 point	24. Before the last few pages of the book or chapter, write a paragraph to predict what happens next happens. Once finished, read on to check. 2 points.









Year 5 and 6 Reading Response Activities

1. Write about a person you liked or disliked 1 point	2. Write an alternative ending for the story 2 points	3. Make a glossary of words and definitions of any new words you have learnt from reading the book or that are important to the story/information. 3 points	4. Make a comic strip including speech bubbles to show the most important parts of the story. 2 points
5. Choose a key scene or event in the story and write it in the style of a play script. 3 points	6. Compare this book with another you have read or a similar story. 3 points	7. Write a lost or wanted poster for a person or object in the story 2 points	8. Make a poster to advertise the book using persuasive devices. 1 point
9. Write a letter from the point of view of one of the characters about a dilemma in the story. 2 points	10. Make a map or timeline to show routes taken by the main character or key times in the book 2 points	11. Write a poem about the story using descriptive language from the book 3 points	12. Design a quiz with answers that readers of the same book should be able to answer (include at least 10 questions) 2 points
13. Make a map showing where the story took place including figurative language to describe the setting. 2 points	14. Draw an emotion graph to show how the main character's feelings change as a result of situations and experiences encountered in the story. 2 points	15. Write a letter to the author discussing your reasons for enjoying the book. 2 points	16. Write an account of what you would have done had you been one of the characters, instead of what the character did. 3 points
17. Draw an outline picture of a character from a book and surround it with adjectives which describe the character's appearance and behaviour and fill the inside with adjectives to describe how you think the character feels. 2 points	18. Prepare a book review to present to a younger class. 3 points	19. Compile a diary that might have been kept by a major character including entries covering at least three crucial days in that person's life. 3 points- a point for each day!	20. In role, write a speech in which the author defends his or her book against the critics who charge that, for example, the characters are not lifelike, there is too much violence, etc. 3 points
21. Prepare a Dragon Den's style sales pitch to persuade others to invest in publishing the book by emphasising its good points. 3 points	22. Create a biographical mind map of one character using your imagination to supply details that are not contained in the text. 2 points	23. Select a well-known actor or actress to portray the role of the character in the book and give reasons for your choice. 1 point	24. Re-design one page of a non-fiction book. How would you improve the layout to help the reader? Add labels to explain. 3 points




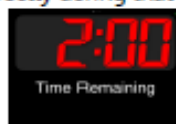



Spelling Menu

Use the Spelling Menu to practise the common exception word list appropriate to your child's year group. These are available on your child's year group page on the school website.

SPELLING MENU

1. ABC Order  Write all of your spelling words in alphabetical (ABC) order.	2. Word Parts Write your words. Then use a coloured pencil to divide the words into syllables. e.g. <u>jump</u> ing <u>cater</u> pillar	3. Other Handed Write each word 5 times, switching the hand you write it with each time. Say the word as you spell it.	4. Vowel Spotlight Write your words using one colour for the vowels and another colour for the consonants. (vowels: a, e, i, o, u)
5. Use Technology Type out your spelling words on the computer. Try to use at least 4 different fonts. 	6. Pyramid Words s sp spe spel spell spelli spelling (or make them boat shaped, star, smiley face, etc.)	7. "Ransom" Words "Write" your words by cutting letters out of a newspaper or magazine and gluing the letters on a piece of paper to spell your words. 	8. Rainbow Words Write your spelling words with coloured pencils. Make each letter a different colour. 
9. Scrambled Words Write your words. Then write them again with the letters mixed up. Can you unscramble them again the next day? e.g. watch - cwhta	10. Silly Sentences Write 3 or more sentences that use all your spelling words. 	11. Prefixes and Suffixes Underline the prefixes and suffixes in the words you are learning. Make sure you know what they mean. e.g. <u>im</u> portant happi <u>ness</u>	12. Word Search Create your own word search with your spellings. Show the answers to your puzzle in a different colour. 
13. Flashcards Make and practice with flashcards. Put the word on one side and definition (meaning) on the other. 	14. Picture & a Story Draw a picture defining each word. Write a sentence about your picture using the word.	15. Words without Vowels Write all of your words replacing vowels with a line. Go back and see if you can fill in the vowels. e.g. q--st--n = question	16. Train Words Write the entire list end-to-end as one long word. Write each new word in a different colour. e.g. <u>train</u> <u>back</u> <u>stop</u>
17. Write a Story, Poem or Song with Words Write a story using all your spelling words. Underline the words you used.	18. Bubble Letters Write your spelling words out in bubble writing. 	19. Words Within Words Write each spelling word and then write at least 2 words made from that word. e.g. catch - cat, hat	20. Picture words Draw a picture and hide your spelling words in the picture.

SPELLING MENU

<p>21. Question/Answers</p> <p>Write questions with half of your spelling words. Then use the other half to answer the questions. Underline the words you used.</p> 	<p>22. Riddles</p> <p>Write a riddle for each of your words. Don't forget to answer them.</p> <p>e.g. I am grey. I have a trunk and big ears. Answer: elephant.</p> 	<p>23. Crossword Puzzle</p> <p>Make a crossword puzzle with your spelling. Show the answers to your puzzle.</p> 	<p>24. Rhyming Words</p> <p>Write your spelling words out with a rhyming word next to them. Remember that words do not need to have the same spelling pattern to rhyme. e.g. men and again</p>																												
<p>25. Homophones</p> <p>Can you find any homophones which go with your spelling words? What do they mean? e.g. wear and where, to, too and two their, there and they're</p>	<p>26. Writing Race</p> <p>Set a timer for 2 minutes. See how many times you can write each word perfectly during that time.</p> 	<p>27. Code Words</p> <p>Come up with a code for each letter of the alphabet and then write each word in code. e.g. a = □ b = ◆ c = ◆</p>	<p>28 Word Classes</p> <p>Sort your spelling words into word classes - nouns, verbs, adjectives etc. Be careful - some words can be used in more than one category e.g. swimming.</p>																												
<p>29. Synonyms</p>  <p>Find at least 2 synonyms for each of your spelling words.</p>	<p>30. Antonyms</p> <p>Find an antonym (opposite) for each of your spelling words.</p> 	<p>31. Joker</p> <p>Write jokes containing each of your spelling words.</p> 	<p>32. Backwards Words</p> <p>Write your spelling words forwards and then backwards. Remember to write neatly!</p> <p>Ɔǝɹɐɹɐɹɐ</p>																												
<p>33. X Words</p> <p>Write 2 words with one letter in common so that they cross over each other. e.g. b r c h e s e a d</p>	<p>34. Acrostic Poem</p> <p>Write an acrostic poem for your spelling words. See if you can stick to a theme when writing. e.g. sun</p> <p>Sun shines brightly Up in the sky Nice and warm on my face</p>	<p>35. Scrabble</p> <p>In a game of Scrabble, each letter is worth a certain number of points. Write your words and then add the total of the letters. Which of your spelling words has the highest total value?</p> <table><tr><td>A₁</td><td>B₃</td><td>C₃</td><td>D₂</td><td>E₁</td><td>F₄</td><td>G₂</td></tr><tr><td>H₄</td><td>I₁</td><td>J₈</td><td>K₅</td><td>L₁</td><td>M₃</td><td>N₁</td></tr><tr><td>O₁</td><td>P₃</td><td>Q₁₀</td><td>R₁</td><td>S₁</td><td>T₁</td><td>U₁</td></tr><tr><td>V₄</td><td>W₄</td><td>X₈</td><td>Y₄</td><td>Z₁₀</td><td></td><td></td></tr></table>		A ₁	B ₃	C ₃	D ₂	E ₁	F ₄	G ₂	H ₄	I ₁	J ₈	K ₅	L ₁	M ₃	N ₁	O ₁	P ₃	Q ₁₀	R ₁	S ₁	T ₁	U ₁	V ₄	W ₄	X ₈	Y ₄	Z ₁₀		
A ₁	B ₃	C ₃	D ₂	E ₁	F ₄	G ₂																									
H ₄	I ₁	J ₈	K ₅	L ₁	M ₃	N ₁																									
O ₁	P ₃	Q ₁₀	R ₁	S ₁	T ₁	U ₁																									
V ₄	W ₄	X ₈	Y ₄	Z ₁₀																											

Finally, just for fun...

<https://www.thebestideasforkids.com/category/kids-crafts-activities/activities/>

100+ INDOOR ACTIVITIES

CRAFTS

MAKE PAPER AIRPLANES
SALT PAINTING
MAKE SUNCATCHERS
MAKE SALT DOUGH
MAKE SPONGE STAMPS
MAKE A CEREAL BOX AQUARIUM
MAKE SCRATCH ART
MAKE YOUR OWN BOOKMARKS
PAINT PET ROCKS
MAKE RECYCLED CRAYONS
MAKE PAPER BOATS
FINGER PAINT
MAKE FRIENDSHIP BRACELETS
MAKE A BIRD FEEDER
MAKE PAPER BAG PUPPETS
MAKE HANDPRINT ART
MAKE A SCRAPBOOK
DECORATE T-SHIRTS
MAKE A THANKFUL JAR
PAINT LEAVES
MAKE A TIME CAPSULE
MAKE BUTTON ART
PAINT WITH WATERCOLORS
COLOR IN A COLORING BOOK
MAKE PAPER CRAFTS
BUILD A CARDBOARD CASTLE
MAKE TISSUE BOX MONSTERS
MAKE A TOILET PAPER ROLL
BUTTERFLY
STAMP WITH CELERY
MAKE CHALK ICE
MAKE PUFFY SIDEWALK PAINT
DRAW A SELF PORTRAIT
USE RUBBER STAMPS
DO SCRAPE PAINTING
PAINT A RECYCLED JAR
MAKE SUPERHERO COSTUMES

ACTIVITIES

MAKE PLAYDOUGH
MAKE SLIME
MAKE PLAY MUD
MAKE RAINBOW RICE
MAKE FAKE SNOW
MAKE A SENSORY BIN
MAKE A SENSORY BAG
BUILD A FORT
HAVE A PILLOW FIGHT
WRITE A STORY
MAKE ICE CREAM IN A BAG
MAKE GUMMY BEARS
MAKE FRUIT ROLL-UPS
HAVE A MOVIE DAY
PUT ON A FASHION SHOW
BAKE CUPCAKES OR MUFFINS
DO YOGA
BUILD AN OBSTACLE COURSE
MAKE DINNER TOGETHER
PLAY WITH MAGNETIC TILES
BUILD SOMETHING WITH LEGO
USE DOT MARKERS
BUILD A STACK OF CARDS
PUT ON A PUPPET SHOW
MAKE A TREASURE HUNT
INDOOR BOWLING
LEARN TO DRAW
PUT ON A PLAY
MAKE INDOOR HOPSCOTCH
DO A FAMILY CHORE TOGETHER
HAVE A DANCE PARTY
HAVE A TEA PARTY
PLAY WITH WATER IN A BIN
SET UP A PLAY STORE
MAKE A SOCK TOSS GAME
MAKE PERLER BEAD ART
WRITE IN A JOURNAL

GAMES

PLAY WOULD YOU RATHER
PLAY I SPY
PLAY SIMON SAYS
PLAY BOARD GAMES
PLAY HIDE AND SEEK
INDOOR SCAVENGER HUNT
PLAY BINGO
PLAY CARD GAMES
DO A PUZZLE
PLAY CHARADES
BUILD YOUR OWN GAME
PLAY FREEZE DANCE
PLAY HOT POTATO
PLAY MARBLES
KEEP THE BALLOON UP
PLAY DOMINOES
PLAY HANGMAN
PLAY TIC-TAC-TOE

EDUCATIONAL

READ BOOKS
DO A SCIENCE PROJECT
LEARN ORIGAMI
LEARN ABOUT A NEW ANIMAL
LEARN A NEW CARD GAME
LEARN TO SEW
LEARN TO KNIT
DO BRAIN TEASERS
LEARN A NEW LANGUAGE
LEARN ABOUT A COUNTRY

THEBESTIDEASFORKIDS.COM

WOULD YOU RATHER...?

... lick a dirty trash can or the bathroom floor?
 ... have a magic carpet that flies or your own personal robot?
 ... be the worst player on a team that always wins or the best player on a team that always loses?
 ... have one eye in the middle of your head or two noses?
 ... see a firework display or go to a concert?
 ... go water skiing or snow skiing?
 ... eat donuts or candy?
 ... fly a kite or ride on a scooter?
 ... have an extra finger or an extra toe?
 ... only be able to crawl on all fours or only be able to walk backwards?
 ... be able to create a new holiday or create a new language?
 ... be the funniest person alive or the smartest person alive?
 ... be a famous singer or a famous actor?
 ... be able to fly or be invisible?
 ... never have to shower again or never have to clip your toenails?
 ... have the chance to design a new toy or direct a movie?
 ... be ten years older or four years younger?
 ... be able to control the weather or have the ability to talk to animals?
 ... be a master at painting or an amazing dancer?
 ... live on the Moon or live on Mars?
 ... meet your favorite celebrity or be in a movie?
 ... only be able to whisper or have an incredibly loud voice?
 ... eat a raw potato or a whole lime?
 ... be invisible or be able to fly?
 ... speak every language or play every instrument?
 ... live without a TV or without a phone?
 ... be a bird or a horse?
 ... live in the desert or on a deserted island?
 ... go on a rollercoaster or go sky diving?
 ... live in the sky or under the sea?
 ... have a hand twice as big or half as small?
 ... have a pet dinosaur or a pet dragon?
 ... always have to enter rooms by announcing your name or always have to do cartwheels out?
 ... have butterfly wings or a horse tail?
 ... have wings but you can't fly or have gills but you can't swim underwater?
 ... be the smartest person in the world or the best athlete in the world?
 ... eat a beetle or get stung by a bee?
 ... be able to change the color of your hair whenever you want or be able to change the length of your hair whenever you want?
 ... live in a mansion in the city or on a farm with lots of animals?
 ... have 5 brothers or 5 sisters?
 ... be a unicorn or a pegasus?
 ... meet a superhero or a cartoon character?
 ... be an Olympic athlete or the President?
 ... drink sour milk or eat rotten eggs?
 ... eat a whole jar of mayonnaise or drink a cup of hot sauce?
 ... live without music or without movies?
 ... have a new cool shirt in your closet every morning or a new pair of shoes once a week?
 ... play in the snow in the mountains or in the sand at the beach?

... have a pet panda bear or a pet zebra?
 ... sweat honey or always smell like a skunk?
 ... kiss a frog or hug a snake?
 ... have lived in the 1870's or in the 1970's?
 ... shovel snow or rake leaves?
 ... play the guitar or the piano?
 ... not be allowed to watch T.V. for a year or not be allowed to eat any sweets for a year?
 ... have a car that can fly or go underwater?
 ... be the fastest person in the world or can freeze time?
 ... be trapped in a room with a friendly tiger or with 10 bumblebees?
 ... have a bucket stuck on your head or a cement block stuck on your foot?
 ... have a pool or a trampoline?
 ... be a doctor or a scientist?
 ... go to the zoo or an aquarium?
 ... be really fast or really strong?
 ... set the table before dinner or wash the dishes after dinner?
 ... jump into a pool of chocolate pudding or a pool of strawberry ice cream?
 ... have pizza or chips?
 ... have a pet hamster or a pet cat?
 ... have hamburgers or hot dogs?
 ... be an art teacher or a physical education teacher?
 ... eat a dead spider or a live worm?
 ... have really small hands or really big feet?
 ... read minds or be invisible?
 ... have french fries or chocolate cake?
 ... be a police officer or a doctor?
 ... play paint ball or laser tag?
 ... have a picnic in a park or on the beach?
 ... eat pizza for every meal or ice cream for every meal?
 ... have a purple nose or green ears?
 ... moo like a cow after every sentence or bark like a dog?
 ... live in the North Pole or the South Pole?
 ... have 3 legs or 3 arms?
 ... see a giant ant or a tiny giraffe?
 ... always be dressed up or always wear your pajamas?
 ... go for a drive in a convertible or a double decker bus?
 ... have to wear a clown wig or a clown nose for the rest of your life?
 ... only be able to wear your swimsuit for the rest of your life or only be able to wear pants and a winter coat?
 ... play soccer or baseball?
 ... be able to live 100 years in the past or 100 years in the future?
 ... go to the doctor or the dentist?
 ... fly a helicopter or a commercial plane?
 ... have breakfast on the Eiffel tower or dinner in a castle?
 ... give up eating sweets or give up eating fast food?
 ... live where it is always dark outside or always light outside?
 ... it be warm and raining or cold and snowing?
 ... discover a hidden treasure or discover a living dinosaur?
 ... go to the movies or go to a waterpark?
 ... be friends with superman or spiderman?
 ... go bungee jumping or go on the tallest roller coaster?
 ... go ice skating or tobogganing?
 ... constantly itch or always have a cough?